



Finco Treasury Management Ltd. - MiFID II RTS 28 Report


Class of Client: Professional Client

Class of Instrument: Debt Instruments - Bonds

Notification if <1 average trade per business day in the previous year Y

Top five execution venues ranked in terms of trading volumes (descending order)	Proportion of volume traded as a percentage of total in that class	Proportion of orders executed as a percentage of total in that class	Percentage of Passive Orders	Percentage of aggressive orders	Percentage of directed orders
UBS (BFM8T61CT2L1QCCEMIK50)	100.00%	100.00%	0.00%	0.00%	0.00%

The data above is based on execution data during the period from 1st January 2017 to 31st December 2017 inclusive. This new legislation requires the reporting of executed orders in three bands - passive, aggressive or directed orders for the previous year. In view that such data was not previously required and available, we are reporting such data on a 'good assumption' basis which may not be 100% correct, but reasonably correct.



Finco Treasury Management Ltd. - MiFID II RTS 28 Report

Class of Client: Professional Client

Class of Instrument: Equities - Shares & Depositary Receipts - Tick size liquidity bands 1 and 2 (from 0 to 79 trades per day)

Notification if <1 average trade per business day in the previous year Y

Top five execution venues ranked in terms of trading volumes (descending order)	Proportion of volume traded as a percentage of total in that class	Proportion of orders executed as a percentage of total in that class	Percentage of Passive Orders	Percentage of aggressive orders	Percentage of directed orders
UBS (BFM8T61CT2L1QCCEMIK50)	100.00%	100.00%	0.00%	0.00%	0.00%

The data above is based on execution data during the period from 1st January 2017 to 31st December 2017 inclusive. This new legislation requires the reporting of executed orders in three bands - passive, aggressive or directed orders for the previous year. In view that such data was not previously required and available, we are reporting such data on a 'good assumption' basis which may not be 100% correct, but reasonably correct.



Finco Treasury Management Ltd. - MiFID II RTS 28 Report

Class of Client: Professional Client

Class of Instrument: Equities - Shares & Depositary Receipts - Tick size liquidity bands 3 and 4 (from 80 to 1999 trades per day)

Notification if <1 average trade per business day in the previous year Y

Top five execution venues ranked in terms of trading volumes (descending order)	Proportion of volume traded as a percentage of total in that class	Proportion of orders executed as a percentage of total in that class	Percentage of Passive Orders	Percentage of aggressive orders	Percentage of directed orders
UBS (BFM8T61CT2L1QCCEMIK50)	100.00%	100.00%	0.00%	0.00%	0.00%

The data above is based on execution data during the period from 1st January 2017 to 31st December 2017 inclusive. This new legislation requires the reporting of executed orders in three bands - passive, aggressive or directed orders for the previous year. In view that such data was not previously required and available, we are reporting such data on a 'good assumption' basis which may not be 100% correct, but reasonably correct.



Finco Treasury Management Ltd. - MiFID II RTS 28 Report


Class of Client: Professional Client

Class of Instrument: Equities - Shares & Depositary Receipts - Tick size liquidity bands 5 and 6 (from 2000 trades per day)

Notification if <1 average trade per business day in the previous year Y

Top five execution venues ranked in terms of trading volumes (descending order)	Proportion of volume traded as a percentage of total in that class	Proportion of orders executed as a percentage of total in that class	Percentage of Passive Orders	Percentage of aggressive orders	Percentage of directed orders
UBS (BFM8T61CT2L1QCCEMIK50)	100.00%	100.00%	0.00%	0.00%	0.00%

The data above is based on execution data during the period from 1st January 2017 to 31st December 2017 inclusive. This new legislation requires the reporting of executed orders in three bands - passive, aggressive or directed orders for the previous year. In view that such data was not previously required and available, we are reporting such data on a 'good assumption' basis which may not be 100% correct, but reasonably correct.



Finco Treasury Management Ltd. - MiFID II RTS 28 Report

Class of Client: Professional Client

Class of Instrument: Exchange traded products (Exchange traded funds, exchange traded notes and exchange traded commodities)

Notification if <1 average trade per business day in the previous year Y

Top five execution venues ranked in terms of trading volumes (descending order)	Proportion of volume traded as a percentage of total in that class	Proportion of orders executed as a percentage of total in that class	Percentage of Passive Orders	Percentage of aggressive orders	Percentage of directed orders
UBS (BFM8T61CT2L1QCCEMIK50)	100.00%	100.00%	0.00%	0.00%	0.00%

The data above is based on execution data during the period from 1st January 2017 to 31st December 2017 inclusive. This new legislation requires the reporting of executed orders in three bands - passive, aggressive or directed orders for the previous year. In view that such data was not previously required and available, we are reporting such data on a 'good assumption' basis which may not be 100% correct, but reasonably correct.



Finco Treasury Management Ltd. - MiFID II RTS 28 Report

Class of Client: Retail Client

Class of Instrument: Debt Instruments - Bonds

Notification if <1 average trade per business day in the previous year N

Top five execution venues ranked in terms of trading volumes (descending order)	Proportion of volume traded as a percentage of total in that class	Proportion of orders executed as a percentage of total in that class	Percentage of Passive Orders	Percentage of aggressive orders	Percentage of directed orders
UBS (BFM8T61CT2L1QCCEMIK50)	73.46%	67.28%	0.00%	0.00%	0.00%
Malta Stock Exchange (5299009CKES2S5E3YG94)	26.54%	32.72%	80.00%	20.00%	0.00%

The data above is based on execution data during the period from 1st January 2017 to 31st December 2017 inclusive. This new legislation requires the reporting of executed orders in three bands - passive, aggressive or directed orders for the previous year. In view that such data was not previously required and available, we are reporting such data on a 'good assumption' basis which may not be 100% correct, but reasonably correct.



Finco Treasury Management Ltd. - MiFID II RTS 28 Report

Class of Client: Retail Client

Class of Instrument: Equities - Shares & Depository Receipts - Tick size liquidity bands 1 and 2 (from 0 to 79 trades per day)

Notification if <1 average trade per business day in the previous year N

Top five execution venues ranked in terms of trading volumes (descending order)	Proportion of volume traded as a percentage of total in that class	Proportion of orders executed as a percentage of total in that class	Percentage of Passive Orders	Percentage of aggressive orders	Percentage of directed orders
Malta Stock Exchange (5299009CKES2S5E3YG94)	74.51%	88.38%	80.00%	20.00%	0.00%
UBS (BFM8T61CT2L1QCCEMIK50)	25.49%	11.62%	0.00%	0.00%	0.00%

The data above is based on execution data during the period from 1st January 2017 to 31st December 2017 inclusive. This new legislation requires the reporting of executed orders in three bands - passive, aggressive or directed orders for the previous year. In view that such data was not previously required and available, we are reporting such data on a 'good assumption' basis which may not be 100% correct, but reasonably correct.



Finco Treasury Management Ltd. - MiFID II RTS 28 Report

Class of Client: Retail Client

Class of Instrument: Equities - Shares & Depositary Receipts - Tick size liquidity bands 3 and 4 (from 80 to 1999 trades per day)

Notification if <1 average trade per business day in the previous year Y

Top five execution venues ranked in terms of trading volumes (descending order)	Proportion of volume traded as a percentage of total in that class	Proportion of orders executed as a percentage of total in that class	Percentage of Passive Orders	Percentage of aggressive orders	Percentage of directed orders
UBS (BFM8T61CT2L1QCCEMIK50)	100.00%	100.00%	0.00%	0.00%	0.00%

The data above is based on execution data during the period from 1st January 2017 to 31st December 2017 inclusive. This new legislation requires the reporting of executed orders in three bands - passive, aggressive or directed orders for the previous year. In view that such data was not previously required and available, we are reporting such data on a 'good assumption' basis which may not be 100% correct, but reasonably correct.



Finco Treasury Management Ltd. - MiFID II RTS 28 Report


Class of Client: Retail Client

Class of Instrument: Equities - Shares & Depositary Receipts - Tick size liquidity bands 5 and 6 (from 2000 trades per day)

Notification if <1 average trade per business day in the previous year Y

Top five execution venues ranked in terms of trading volumes (descending order)	Proportion of volume traded as a percentage of total in that class	Proportion of orders executed as a percentage of total in that class	Percentage of Passive Orders	Percentage of aggressive orders	Percentage of directed orders
UBS (BFM8T61CT2L1QCCEMIK50)	100.00%	100.00%	0.00%	0.00%	0.00%

The data above is based on execution data during the period from 1st January 2017 to 31st December 2017 inclusive. This new legislation requires the reporting of executed orders in three bands - passive, aggressive or directed orders for the previous year. In view that such data was not previously required and available, we are reporting such data on a 'good assumption' basis which may not be 100% correct, but reasonably correct.



Finco Treasury Management Ltd. - MiFID II RTS 28 Report

Class of Client: Retail Client

Class of Instrument: Exchange traded products (Exchange traded funds, exchange traded notes and exchange traded commodities)

Notification if <1 average trade per business day in the previous year Y

Top five execution venues ranked in terms of trading volumes (descending order)	Proportion of volume traded as a percentage of total in that class	Proportion of orders executed as a percentage of total in that class	Percentage of Passive Orders	Percentage of aggressive orders	Percentage of directed orders
UBS (BFM8T61CT2L1QCCEMIK50)	100.00%	100.00%	0.00%	0.00%	0.00%

The data above is based on execution data during the period from 1st January 2017 to 31st December 2017 inclusive. This new legislation requires the reporting of executed orders in three bands - passive, aggressive or directed orders for the previous year. In view that such data was not previously required and available, we are reporting such data on a 'good assumption' basis which may not be 100% correct, but reasonably correct.



Finco Treasury Management Ltd. - MiFID II RTS 28 Report

Class of Client: Retail Client

Class of Instrument: Securitized Derivatives - Warrants and Certificate Derivatives

Notification if <1 average trade per business day in the previous year Y

Top five execution venues ranked in terms of trading volumes (descending order)	Proportion of volume traded as a percentage of total in that class	Proportion of orders executed as a percentage of total in that class	Percentage of Passive Orders	Percentage of aggressive orders	Percentage of directed orders
UBS (BFM8T61CT2L1QCCEMIK50)	100.00%	100.00%	0.00%	0.00%	0.00%

The data above is based on execution data during the period from 1st January 2017 to 31st December 2017 inclusive. This new legislation requires the reporting of executed orders in three bands - passive, aggressive or directed orders for the previous year. In view that such data was not previously required and available, we are reporting such data on a 'good assumption' basis which may not be 100% correct, but reasonably correct.