

Finco Treasury Management Ltd. - MiFID II RTS 28 Report

Class of Client: Professional Client

Class of Instrument: Debt Instruments - Bonds

Notification if <1 average trade per business day in the previous year Y

Top five execution venues ranked in terms of trading volumes (descending order)	Proportion of volume traded as a percentage of total in that class	Proportion of orders executed as a percentage of total in that class	Percentage of Passive Orders	Percentage of Aggressive Orders	Percentage of Directed Orders
UBS (549300WOIFUSNYH0FL22)	96.38%	17.86%	100.00%	0.00%	0.00%
Malta Stock Exchange (5299009CKES2S5E3YG94)	3.62%	82.14%	91.30%	8.70%	0.00%



Finco Treasury Management Ltd. - MiFID II RTS 28 Report

Class of Client: Professional Client

Class of Instrument: Debt Instruments - Money markets instruments

Notification if <1 average trade per business day in the previous year Y

Top five execution venues ranked in terms of trading volumes (descending order)	Proportion of volume traded as a percentage of total in that class	Proportion of orders executed as a percentage of total in that class	Percentage of Passive Orders	Percentage of Aggressive Orders	Percentage of Directed Orders
UBS (549300WOIFUSNYH0FL22)	100.00%	100.00%	100.00%	0.00%	0.00%



Finco Treasury Management Ltd. - MiFID II RTS 28 Report

Class of Client: Professional Client

Class of Instrument: Equities - Shares & Depositary Receipts - Tick size liquidity bands 1 and 2 (from 0 to 79 trades per day)

Notification if <1 average trade per business day in the previous year Y

Top five execution venues ranked in terms of trading volumes (descending order)	Proportion of volume traded as a percentage of total in that class	Proportion of orders executed as a percentage of total in that class	Percentage of Passive Orders	Percentage of Aggressive Orders	Percentage of Directed Orders
Malta Stock Exchange (5299009CKES2S5E3YG94)	100.00%	100.00%	50.00%	50.00%	0.00%



Finco Treasury Management Ltd. - MiFID II RTS 28 Report

Class of Client: Professional Client

Class of Instrument: Exchange Traded Funds and Exchange Traded Products which are not classified as Debt Securities

Notification if <1 average trade per business day in the previous year Y

Top five execution venues ranked in terms of trading volumes (descending order)	Proportion of volume traded as a percentage of total in that class	Proportion of orders executed as a percentage of total in that class	Percentage of Passive Orders	Percentage of Aggressive Orders	Percentage of Directed Orders
UBS (549300WOIFUSNYH0FL22)	100.00%	100.00%	0.00%	100.00%	0.00%




Finco Treasury Management Ltd. - MiFID II RTS 28 Report

Class of Client: Retail Client

Class of Instrument: Debt Instruments - Bonds

Notification if <1 average trade per business day in the previous year N

Top five execution venues ranked in terms of trading volumes (descending order)	Proportion of volume traded as a percentage of total in that class	Proportion of orders executed as a percentage of total in that class	Percentage of Passive Orders	Percentage of Aggressive Orders	Percentage of Directed Orders
UBS (549300WOIFUSNYH0FL22)	57.69%	70.88%	100.00%	0.00%	0.00%
Malta Stock Exchange (5299009CKES2S5E3YG94)	42.31%	29.12%	54.31%	45.69%	0.00%



Finco Treasury Management Ltd. - MiFID II RTS 28 Report

Class of Client: Retail Client

Class of Instrument: Debt Instruments - Money markets instruments

Notification if <1 average trade per business day in the previous year Y

Top five execution venues ranked in terms of trading volumes (descending order)	Proportion of volume traded as a percentage of total in that class	Proportion of orders executed as a percentage of total in that class	Percentage of Passive Orders	Percentage of Aggressive Orders	Percentage of Directed Orders
UBS (549300WOIFUSNYH0FL22)	100.00%	100.00%	100.00%	0.00%	0.00%




Finco Treasury Management Ltd. - MiFID II RTS 28 Report

Class of Client: Retail Client

Class of Instrument: Equities - Shares & Depository Receipts - Tick size liquidity bands 1 and 2 (from 0 to 79 trades per day)

Notification if <1 average trade per business day in the previous year N

Top five execution venues ranked in terms of trading volumes (descending order)	Proportion of volume traded as a percentage of total in that class	Proportion of orders executed as a percentage of total in that class	Percentage of Passive Orders	Percentage of Aggressive Orders	Percentage of Directed Orders
Malta Stock Exchange (5299009CKES2S5E3YG94)	78.03%	90.74%	48.75%	50.83%	0.00%
UBS (549300WOIFUSNYH0FL22)	21.97%	9.26%	0.00%	100.00%	0.00%




Finco Treasury Management Ltd. - MiFID II RTS 28 Report

Class of Client: Retail Client

Class of Instrument: Equities - Shares & Depositary Receipts - Tick size liquidity bands 3 and 4 (from 80 to 1999 trades per day)

Notification if <1 average trade per business day in the previous year Y

Top five execution venues ranked in terms of trading volumes (descending order)	Proportion of volume traded as a percentage of total in that class	Proportion of orders executed as a percentage of total in that class	Percentage of Passive Orders	Percentage of Aggressive Orders	Percentage of Directed Orders
UBS (549300WOIFUSNYH0FL22)	100.00%	100.00%	0.00%	100.00%	0.00%



Finco Treasury Management Ltd. - MiFID II RTS 28 Report

Class of Client: Retail Client

Class of Instrument: Equities - Shares & Depositary Receipts - Tick size liquidity bands 5 and 6 (from 2000 trades per day)

Notification if <1 average trade per business day in the previous year N

Top five execution venues ranked in terms of trading volumes (descending order)	Proportion of volume traded as a percentage of total in that class	Proportion of orders executed as a percentage of total in that class	Percentage of Passive Orders	Percentage of Aggressive Orders	Percentage of Directed Orders
UBS (549300WOIFUSNYH0FL22)	100.00%	100.00%	0.00%	100.00%	0.00%



Finco Treasury Management Ltd. - MiFID II RTS 28 Report

Class of Client: Retail Client

Class of Instrument: Exchange Traded Funds and Exchange Traded Products which are not classified as Debt Securities

Notification if <1 average trade per business day in the previous year N

Top five execution venues ranked in terms of trading volumes (descending order)	Proportion of volume traded as a percentage of total in that class	Proportion of orders executed as a percentage of total in that class	Percentage of Passive Orders	Percentage of Aggressive Orders	Percentage of Directed Orders
UBS (549300WOIFUSNYH0FL22)	100.00%	100.00%	0.00%	100.00%	0.00%



Finco Treasury Management Ltd. - MiFID II RTS 28 Report

Class of Client: Retail Client

Class of Instrument: Exchange Traded Products classified as Debt Securities (Exchange Traded Notes, Exchange Traded Commodities)

Notification if <1 average trade per business day in the previous year Y

Top five execution venues ranked in terms of trading volumes (descending order)	Proportion of volume traded as a percentage of total in that class	Proportion of orders executed as a percentage of total in that class	Percentage of Passive Orders	Percentage of Aggressive Orders	Percentage of Directed Orders
UBS (549300WOIFUSNYH0FL22)	100.00%	100.00%	0.00%	100.00%	0.00%



Finco Treasury Management Ltd. - MiFID II RTS 28 Report

Class of Client: Retail Client

Class of Instrument: Other instruments

Notification if <1 average trade per business day in the previous year Y

Top five execution venues ranked in terms of trading volumes (descending order)	Proportion of volume traded as a percentage of total in that class	Proportion of orders executed as a percentage of total in that class	Percentage of Passive Orders	Percentage of Aggressive Orders	Percentage of Directed Orders
UBS (549300WOIFUSNYH0FL22)	100.00%	100.00%	0.00%	100.00%	0.00%



Finco Treasury Management Ltd. - MiFID II RTS 28 Report

Class of Client: Retail Client

Class of Instrument: Securitized Derivatives - Warrants and Certificate Derivatives

Notification if <1 average trade per business day in the previous year Y

Top five execution venues ranked in terms of trading volumes (descending order)	Proportion of volume traded as a percentage of total in that class	Proportion of orders executed as a percentage of total in that class	Percentage of Passive Orders	Percentage of Aggressive Orders	Percentage of Directed Orders
UBS (549300WOIFUSNYH0FL22)	100.00%	100.00%	0.00%	100.00%	0.00%